
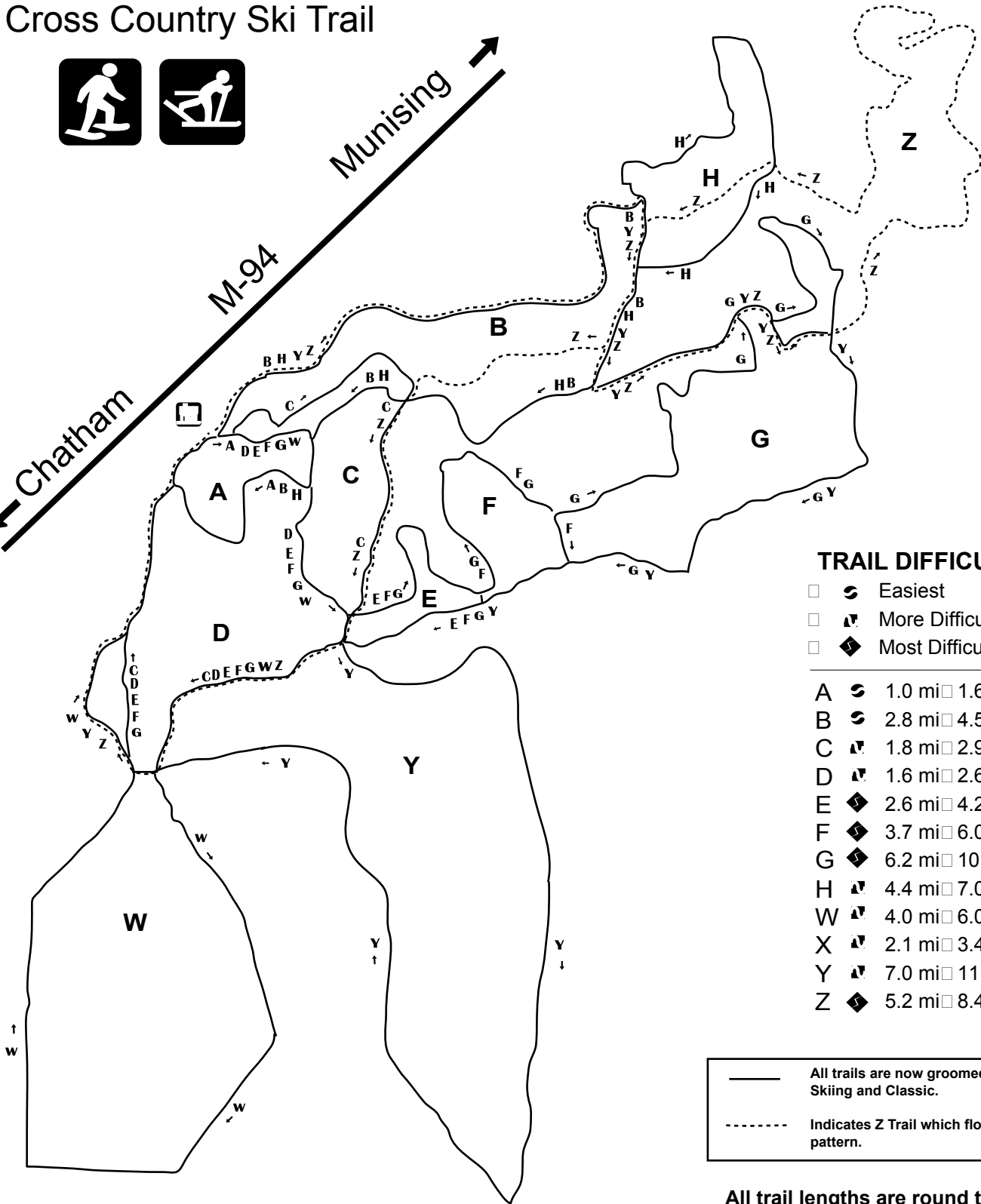
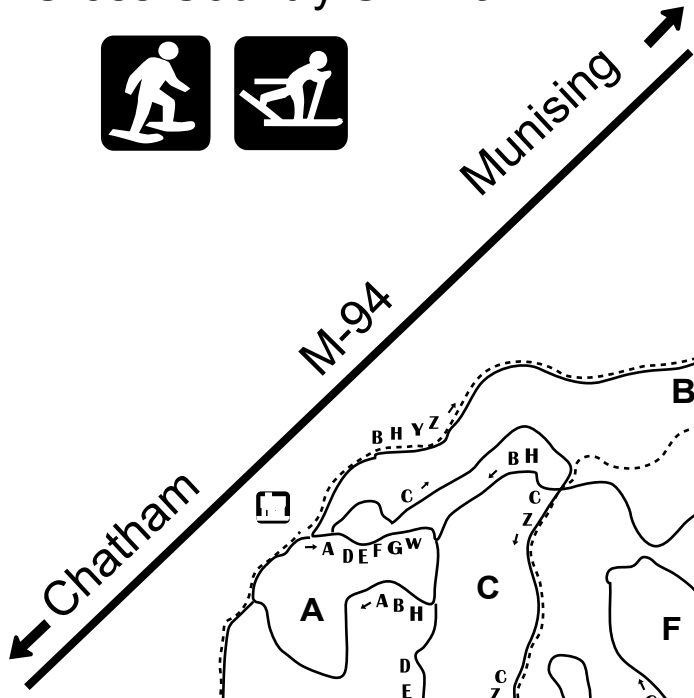


# Valley Spur



## Cross Country Ski Trail



### TRAIL DIFFICULTY

- S Easiest
- ▽ More Difficult
- ◆ Most Difficult

A	○ S	1.0 mi □ 1.6 km
B	○ S	2.8 mi □ 4.5 km
C	□ ▽	1.8 mi □ 2.9 km
D	□ ▽	1.6 mi □ 2.6 km
E	□ ◆	2.6 mi □ 4.2 km
F	□ ◆	3.7 mi □ 6.0 km
G	□ ◆	6.2 mi □ 10.0 km
H	□ ▽	4.4 mi □ 7.0 km
W	□ ▽	4.0 mi □ 6.0 km
X	□ ▽	2.1 mi □ 3.4 km
Y	□ ▽	7.0 mi □ 11.3 km
Z	□ ◆	5.2 mi □ 8.4 km

— All trails are now groomed for both Skate Skiing and Classic.  
 - - - - - Indicates Z Trail which flows in a figure 8 pattern.

All trail lengths are round trip distances starting from and returning to the lodge. Trails are marked at each trail junction. By following a specific trail letter, you will eventually be returned to the lodge.

